



Data Dashboard

Report to the Mount Vernon School District Board of Directors
October 3, 2018

Our Goal

100% of our students will graduate with the knowledge and skills necessary to be successful in postsecondary education, careers, and life.

Our Vision

To graduate inspired and critical thinkers who embrace diversity and are committed to the betterment of their own lives and the lives of others.

Our Mission

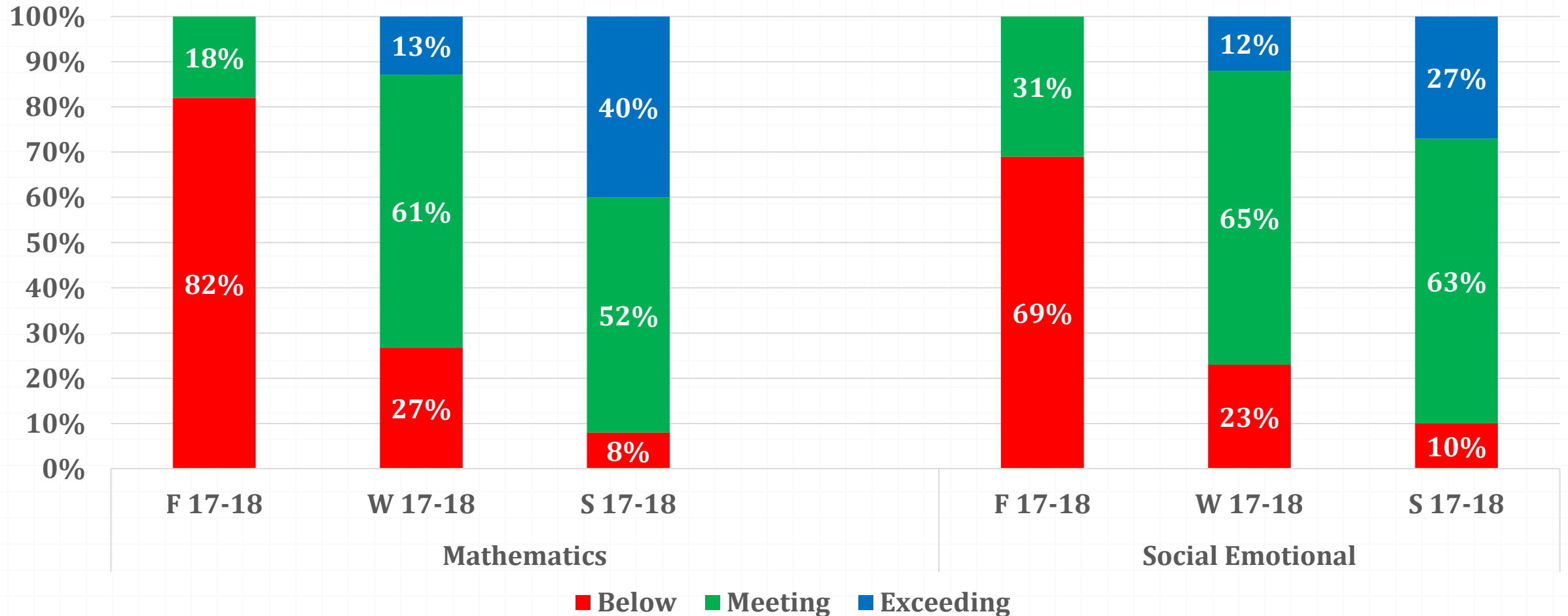
To expect, encourage, and facilitate the pursuit of excellence and lifelong learning in our students.

Key Strategies



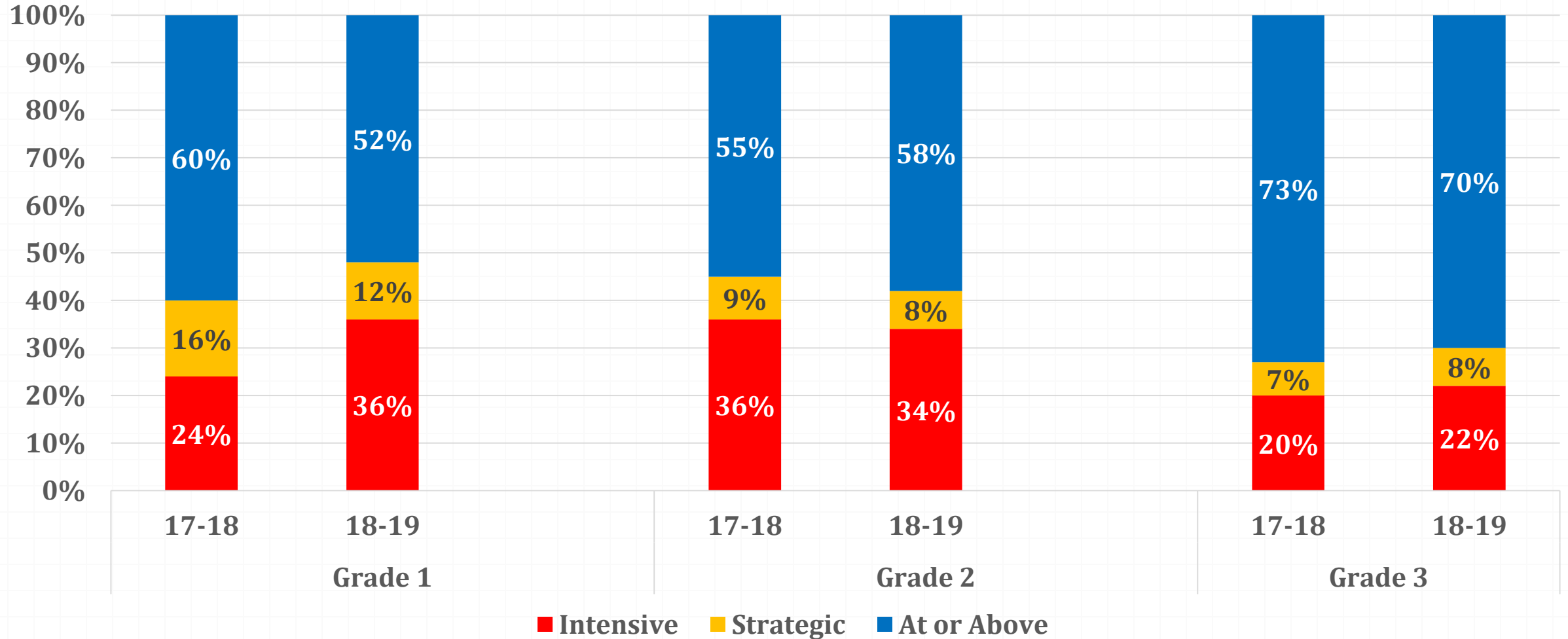
Strategy 1—Early Learning

WaKIDS: Widely Held Expectations



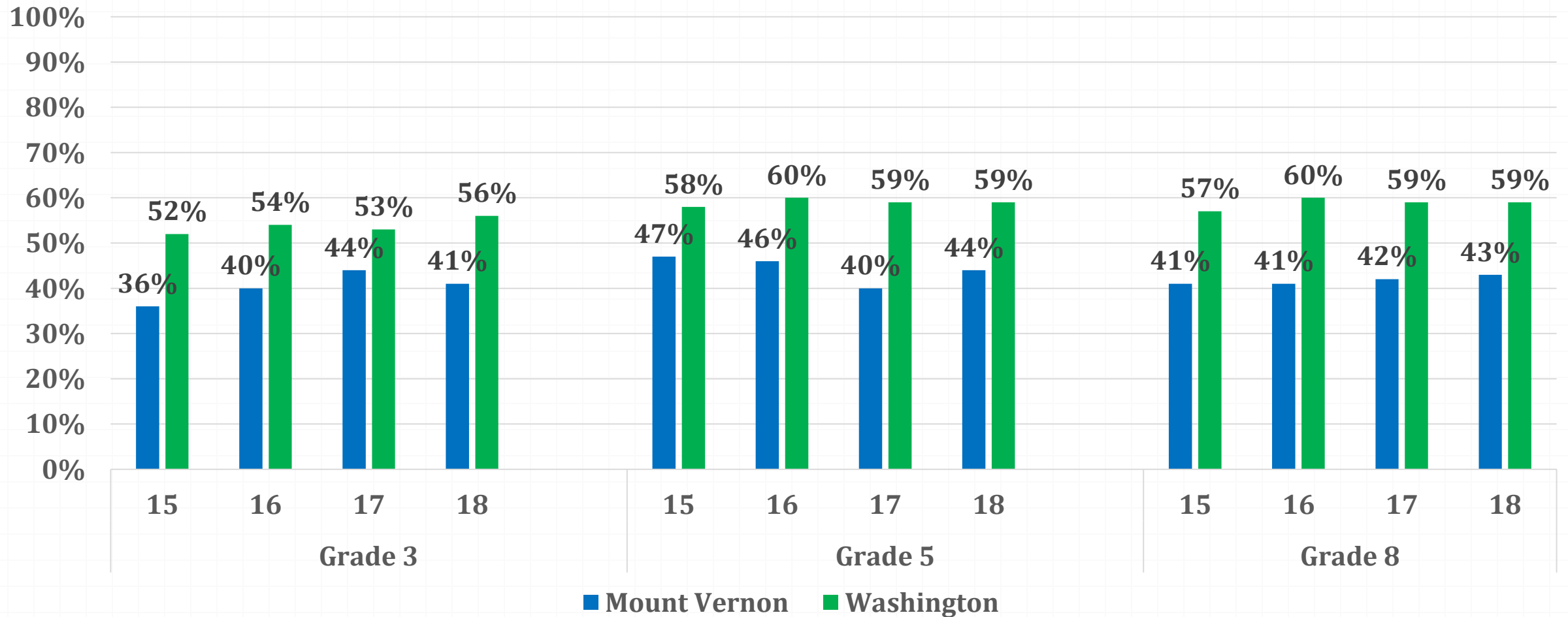
Strategy 1—Early Learning

Fountas & Pinnell BAS: Students Entering Grades 1-3



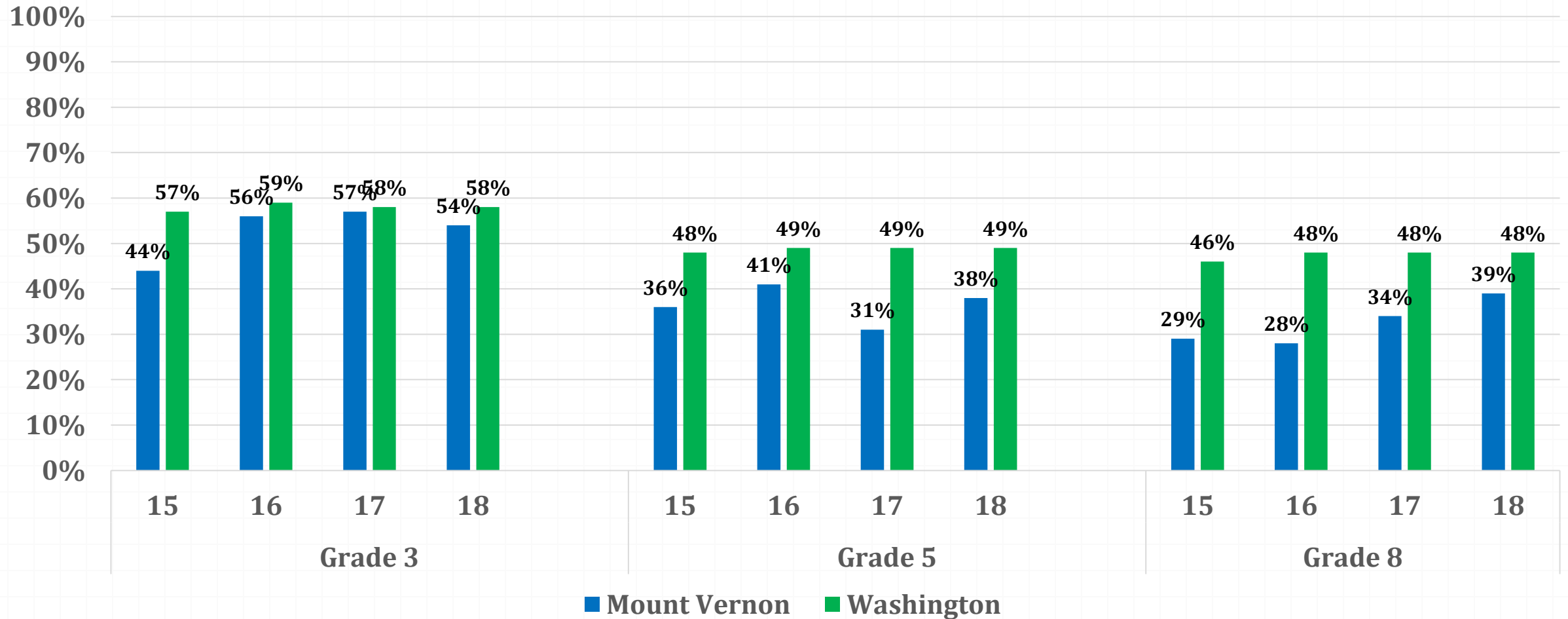
Strategy 2—Powerful Teaching & Learning

SBA English Language Arts: Proficiency Rates Over Time



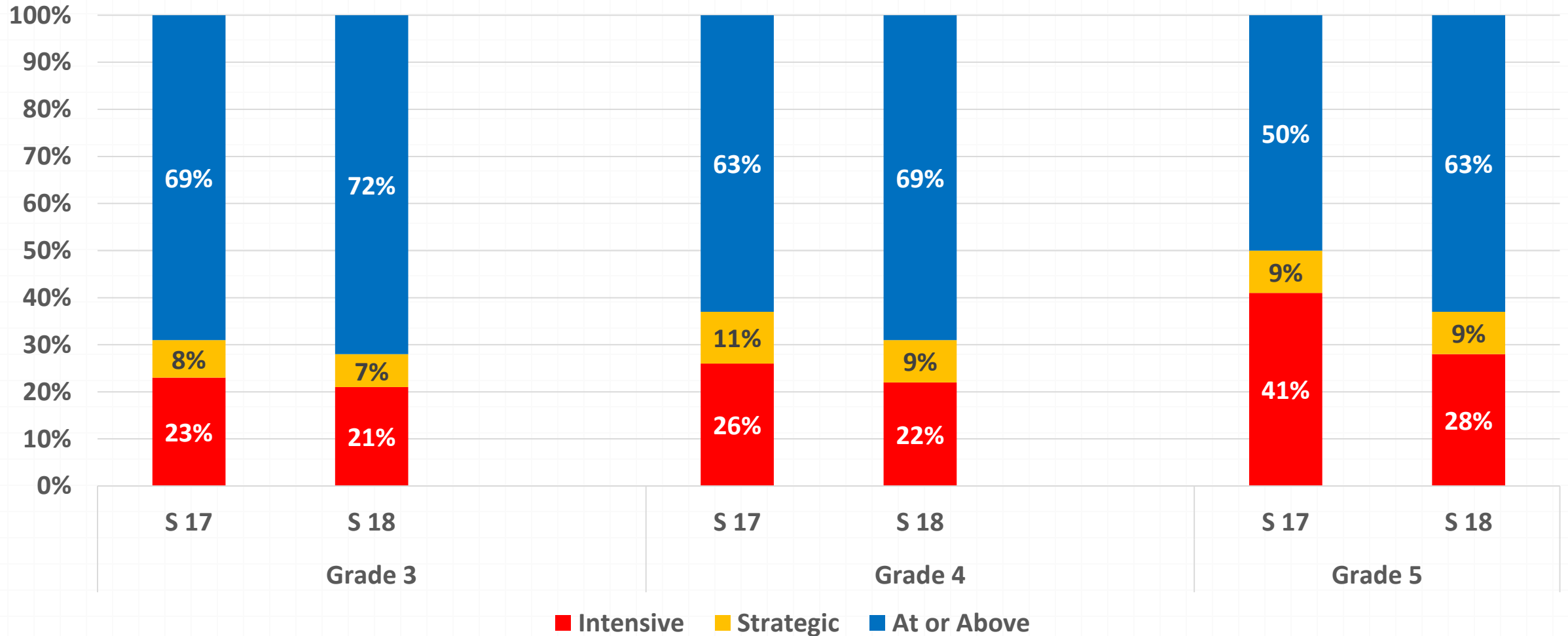
Strategy 2—Powerful Teaching & Learning

SBA Math: Proficiency Rates Over Time



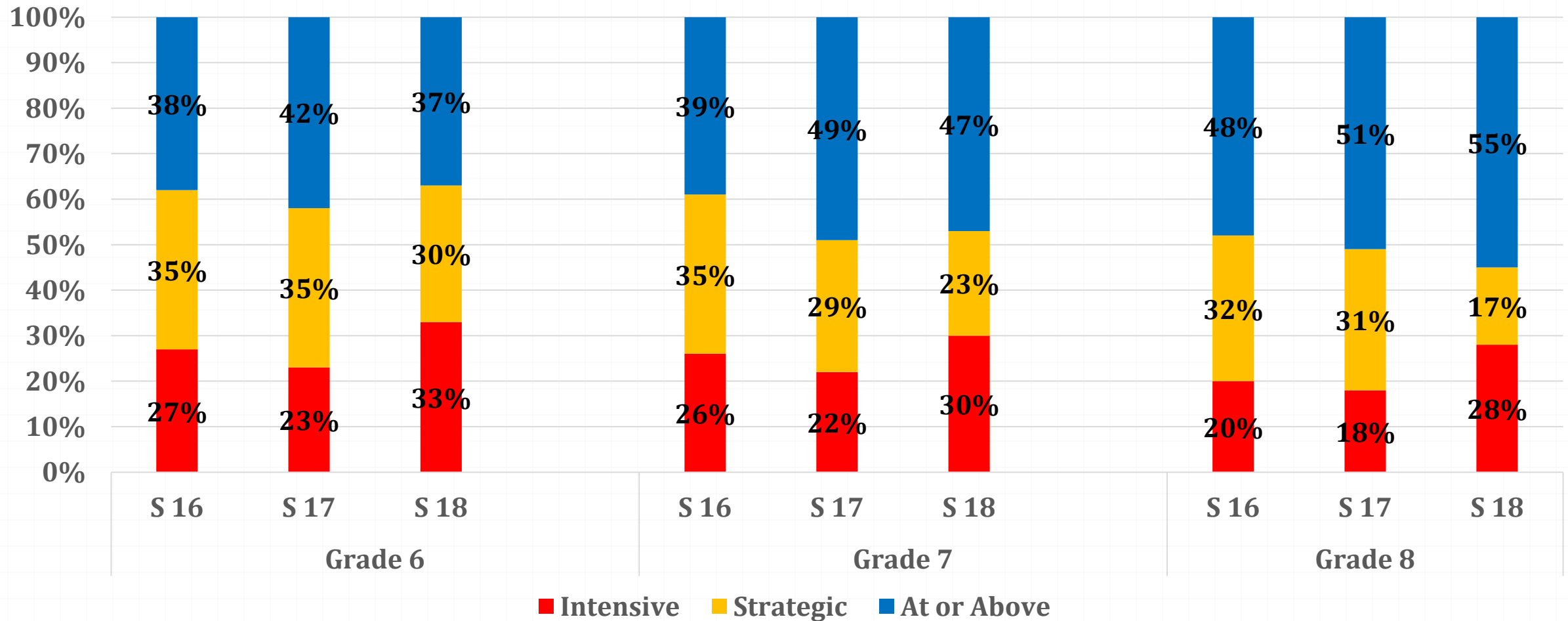
Strategy 2—Powerful Teaching & Learning

Fountas & Pinnell BAS: Students in Grades 3-5



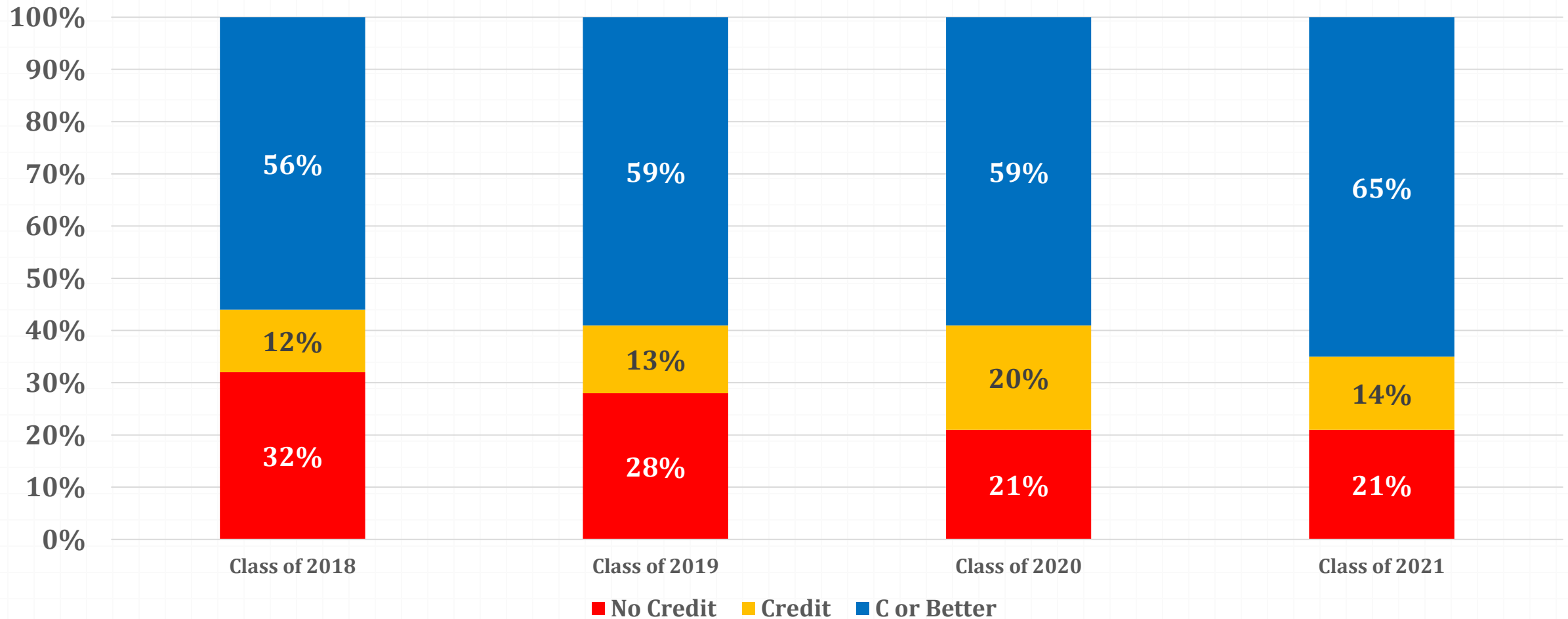
Strategy 2—Powerful Teaching & Learning

Reading Inventory: Students in Grades 6-8



Strategy 2—Powerful Teaching & Learning

Algebra 1: C or Better / Credit by End of Grade 9



Strategy 3—Family & Community Engagement

Skyward Family Access & Student Access

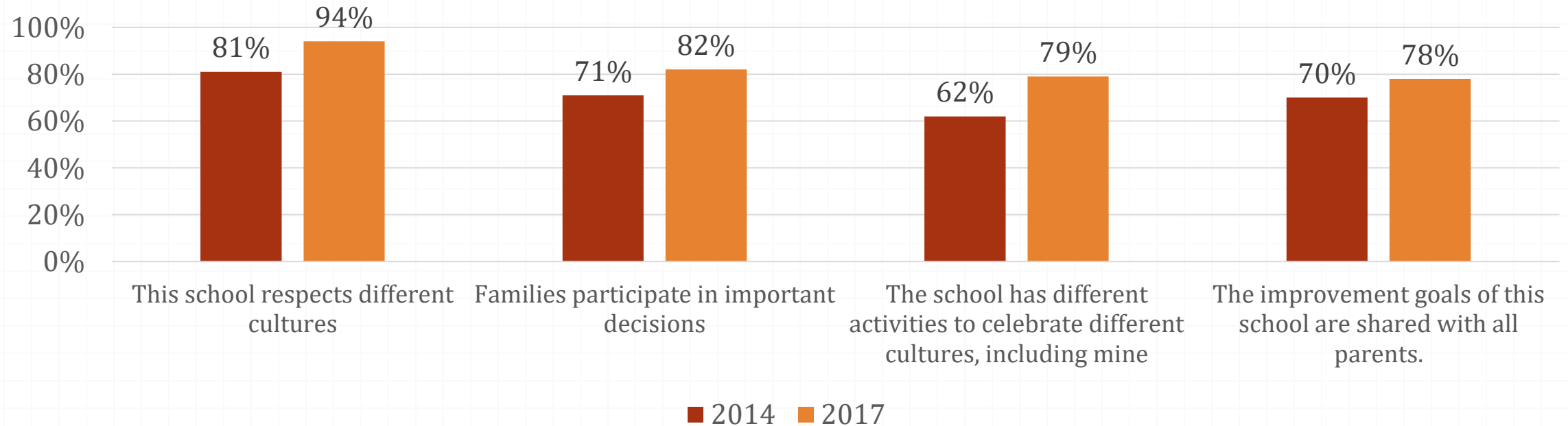
o 49% of Middle and High School families logged into Skyward Family Access

o 97% of Middle and High School students logged into Skyward Student Access

Strategy 3—Family & Community Engagement

CEE: Parent & Community Involvement

(2014 n = 1,321; 2017 n = 1,273)



In the 2017 CEE Parent Survey, on the Parent & Community Involvement scale, Mount Vernon Schools outperformed schools Nationwide. The MV mean score was 4.31 compared to 4.17 Nationwide.

Strategy 4—Individual Determination and Creativity

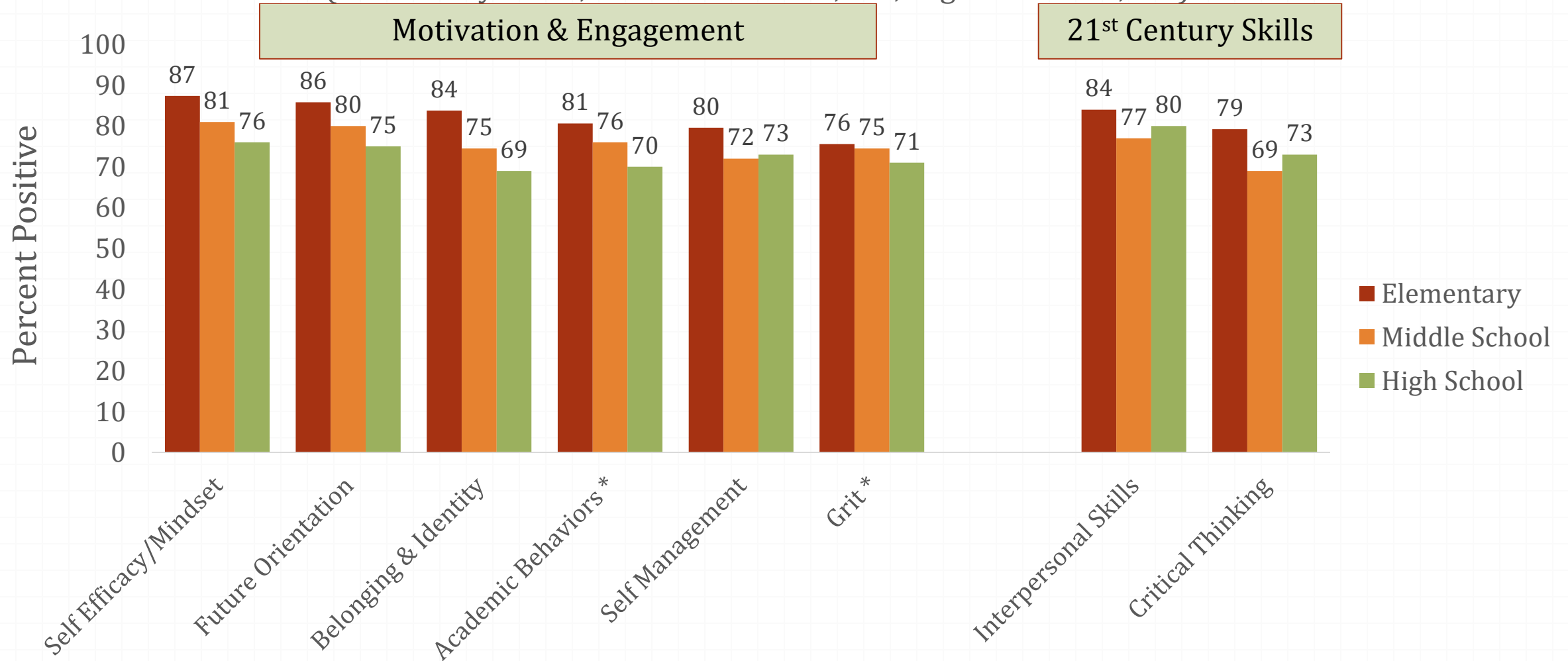
9th Grade On Track

- o **Attendance**—66.4% of Students at MVHS NOT at Risk
(At Risk=Missing 10% or more of the school year)
- o **Behavior**—97.6% of Students at MVHS NOT at Risk
(At Risk=At least 1 Out of School Suspension OR 2 In School Suspensions)
- o **Credits**—67.4% of Students at MVHS NOT at Risk
(At Risk=Not earning credit in one or more classes)

Strategy 4—Individual Determination and Creativity

CEE: Student Social & Emotional Learning

(Elementary = 420; Middle School = 1,205; High School = 1,186)



Strategy 4—Individual Determination and Creativity

CEE: Student Social & Emotional Learning

Motivation and Engagement							21 st Century Skills	
	Academic Behaviors	Future Orientation	Self Management	Perseverance & Grit	Belonging & Identity	Self-Efficacy & Mindset	Interpersonal Skills	Critical Thinking
Mount Vernon	4.09	4.22	4.05	4.05	4.07	4.26	4.26	4.05
Nationwide Schools	4.20	4.15	4.28	4.13	4.22	4.07	3.98	4.16

Mean scores on a 0-5 scale.

Strategy 4: Creative Independence

Advanced Placement Exam Participation and Results

	2014	2015	2016	2017	2018
Total AP Students	200	232	212	348	305
Total Exams Taken	339	397	388	560	524
Total Exams With Scores 3 or Above	45%	44%	47%	47%	43%
Number AP Scholars			27	34	41
Total Exams/Mean Score					
	<u>2014</u>	<u>2015</u>	<u>2016</u>	<u>2017</u>	<u>2018</u>
Science	97/3.0	124/3.1	133/2.4	120/2.5	126/2.5
English	31/2.7	30/2.9	33/3.0	13/2.5	38/2.7
Math	74/2.6	76/3.6	79/2.5	88/3.5	105/2.4
Social Studies	107/2.2	137/2.0	124/2.3	223/2.5	195/2.5
World Languages	30/2.7	30/2.7	25/2.7	92/2.6	46/2.4

Foundational Belief – Responsible Stewardship

Student Enrollment

GRADE	SEPT FTE	18/19	COMPARISON	17/18
		BUDGETED	BUDGET v. ACTUAL	SEPTEMBER
K	458.00	478	-20.00	488.00
1	464.10	474	-9.90	486.08
2	483.05	483	0.05	503.12
3	504.08	504	0.08	537.00
4	523.00	531	-8.00	507.00
5	505.00	507	-2.00	535.00
6	536.11	539	-2.89	455.08
7	430.15	446	-15.85	440.17
8	447.40	423	24.40	425.09
9	496.80	472	24.80	511.30
10	497.87	493	4.87	464.30
11	412.19	405	7.19	461.650
12	446.86	410	36.86	432.40
TOTAL	6204.61	6165	39.61	6246.19

Skagit Academy - Actual enrollment = 282.99 fte

Implications

1. Increase focus on elementary ELA instructional model
2. Focus elementary math intervention in grades 4 and 5
3. Need for flexible interventions at middle school in both ELA and math.
4. Continued focus on Algebra I
5. Continued focus on attendance